

# Clamshell/Grapple Capacities

**Boom No. B10:82A**  
**51 980 kg Crane Counterweight**  
**0 kg Carbody Counterweight**  
**360 Degree Rating**

## MLC250 SERIES 0



**LIFTING CAPACITIES:** Lifting capacities for various boom lengths and operating radii are for freely suspended loads and may be based on percent of static tipping or strength of structural components. Capacities must be reduced by applicable deducts.

Weight of bucket is considered part of load. Where no capacity is shown, operation is not intended or approved.

Clamshell/grapple capacities shown are intended for limited duration applications. Continuous operation at these capacities may reduce component life.

**OPERATING CONDITIONS:** Machine to operate on a firm, level, and uniformly supporting surface. Refer to Boom Rigging **No. 80137888**, Wire Rope Specifications chart **No. 9909-B**, and Counterweight Arrangements chart **No. 9893-A**. Crane operator judgment must be used to allow for dynamic load effects of swinging, hoisting or lowering, travel, wind conditions, as well as adverse operating conditions and physical machine depreciation. Refer to the Operator Manual for operating guidelines.

**WIND CONDITIONS:** Machine may be operated in winds up to 16 m/s provided crane operator judgment is used to allow for wind effect on lifted load and other considerations noted on capacity chart are followed. Wind speed to be measured at boom point elevation. **Operation is not permitted when wind is above 16 m/s.** Park crane with bucket on ground or secured and position boom at 50 degrees. Lower boom onto blocking at ground level when wind is above 22 m/s.

**MACHINE TRAVEL:** Machine to travel on a firm, level, and uniformly supporting surface. Boom must be within boom angle range shown in capacity chart. Refer to Maximum Allowable Travel Specifications chart **No. 9907-A**.



**OPERATING RADIUS:** Operating radius is horizontal distance from axis of rotation to center of gravity of freely suspended load.



**BOOM ANGLE:** Boom angle in degrees (°) is angle between horizontal and centerline of boom butt and inserts, and is an indication of operating radius. In all cases, operating radius shall govern capacity.

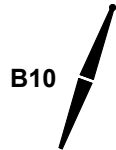
**MACHINE EQUIPMENT:** Machine equipped with 8 585 mm crawlers, 1 200 mm or 1 524 mm treads, 3 124 mm retractable gantry, 9 144 mm live mast, 20 part boom hoist reeving, and boom support straps.

**Raising Ability Over End or Side of Crawlers**

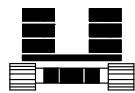
Boom Length (m)	Maximum Number of Lower Boom Point Sheaves	Bucket Weight (kg)
21,3 - 36,6	8	4 525

Bucket weight includes the weight of all blocks, hooks, bucket, weight ball, slings and hoist lines beneath boom point sheaves.

## Explanation of Symbols



Boom No. B10:82A



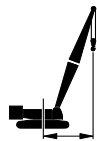
Crane Counterweight  
+  
Carbody Counterweight



360 Degree Rating



Boom Length



Operating Radius  
(see page 1)

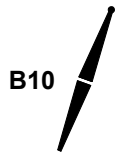


Boom Angle  
(see page 1)



Lifting Capacities  
(see page 1)

# MLC250 S-0



51 980 kg  
+  
0 kg



21,3 m		
m	°	kg
10,7	67,5	13 600
11,0	66,5	13 600
12,0	63,5	13 600
13,0	60,4	13 600
14,0	57,2	13 600
15,0	53,9	13 600
16,0	50,4	13 600
18,0	42,8	13 600
20,0	33,8	13 600

24,4 m		
m	°	kg
12,2	66,6	13 600
13,0	64,5	13 600
14,0	61,8	13 600
15,0	59,1	13 600
16,0	56,2	13 600
18,0	50,2	13 600
20,0	43,6	13 600
22,0	36,0	13 600

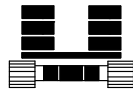
27,4 m		
m	°	kg
12,2	69,4	13 600
13,0	67,5	13 600
14,0	65,2	13 600
15,0	62,9	13 600
16,0	60,5	13 600
18,0	55,5	13 600
20,0	50,1	13 600
22,0	44,3	13 600
24,0	37,7	13 600

REFERENCE ONLY

# MLC250 S-0



B10



51 980 kg  
+  
0 kg



30,5 m		
m	°	kg
13,7	68,4	13 600
14,0	67,9	13 600
15,0	65,8	13 600
16,0	63,7	13 600
18,0	59,4	13 600
20,0	54,8	13 600
22,0	50,0	13 600
24,0	44,8	13 600
26,0	39,0	13 500
28,0	32,3	12 000

33,5 m		
m	°	kg
15,2	67,7	13 600
16,0	66,3	13 600
18,0	62,4	13 600
20,0	58,5	13 600
22,0	54,3	13 600
24,0	49,9	13 600
26,0	45,2	13 500
28,0	40,0	11 900
30,0	34,2	10 500
32,0	27,3	9 300

36,6 m		
m	°	kg
15,2	69,7	13 600
16,0	68,4	13 600
18,0	64,9	13 600
20,0	61,4	13 600
22,0	57,7	13 600
24,0	53,9	13 600
26,0	49,8	13 500
28,0	45,5	11 900
30,0	40,8	10 500
32,0	35,7	9 300
34,0	29,7	8 200

REFERENCE ONLY